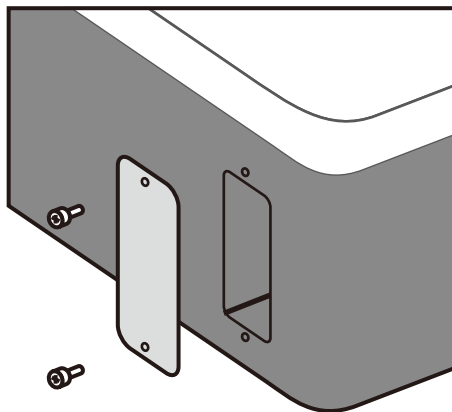


CPS-WF-GL-NJ
Quick Start Guide



Remove the cover on the slot of inverter.

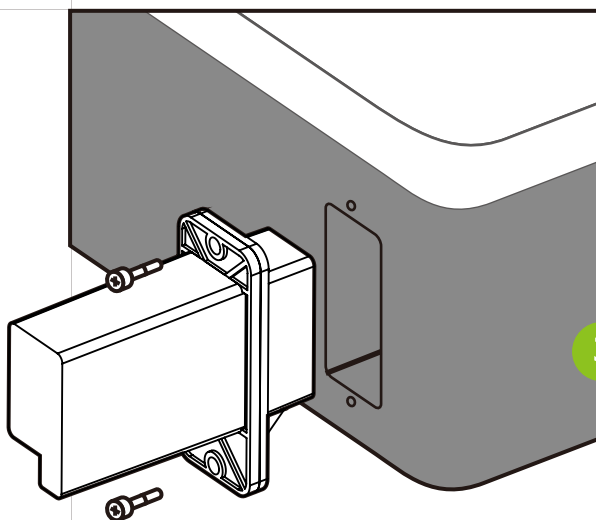
1



Caution:
Use the extension screws included with the package of gateway.

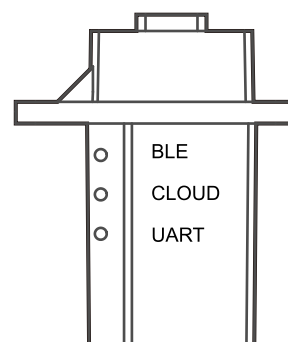
2

Download the APP to your smart phone.



Plug the gateway into the device slot.

3



Gateway initialization will last 1.5 seconds:

- BLE blink (100ms)
- CLOUD / UART off but blink (2s intervals)

4

Open the APP, Select 'Installer'

Click button 'Go'

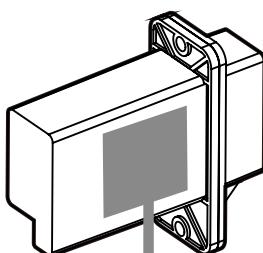
Click button 'WiFi Gateway'



5

Select an accessory

The name contains the SN of the gateway.



Check the SN here !

6

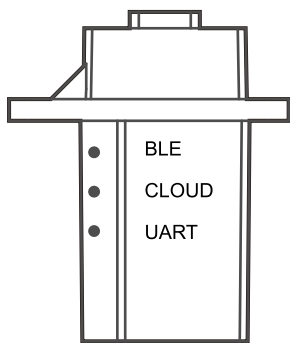
Click button 'WiFi Connection'

Select 'WiFi SSID'

Input the SSID
or
Confirm the default



Caution:
The gateway can not connect to the 5G Hz WiFi.



Phone connected:
- BLE ON but blink (2s intervals)

Phone disconnected:
- BLE OFF but blink (2s intervals)

Connected to server:
- CLOUD ON but blink (2s intervals)

Disconnected to server:
- CLOUD OFF but blink (2s intervals)

Downloading the firmware of gateway:
- CLOUD slow blink (500ms)

Execute the upgrading of gateway:
- CLOUD fast blink (100ms)

Connected to inverter:
- UART ON but blink (2s intervals)

Disconnected to inverter:
- UART OFF but blink (2s intervals)

Downloading the firmware of inverter:
- UART slow blink (500ms)

Execute the upgrading of inverter:
- UART fast blink (100ms)

Quit

WiFi Connection

Gateway Name

7

Quick Check

In the APP

Click button 'Quick Check'

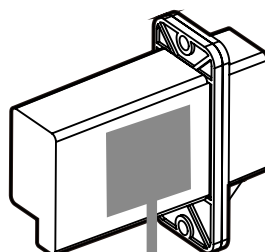
The installer can read the running data of gateway and inverter.

Then confirm that the installation is ready before leaving the site.

Or

Open the APP, Select 'Site Owner'

Click 'Site Brief' and Scan the gateway.



Scan here !

8



Service Hotline: 855-584-7168

CHINT POWER SYSTEMS AMERICA CO., LTD.

Address: 1110 E Collins Blvd Richardson Texas 75081

Email: AmericaSales@chintpower.com

Website: www.chintpowersystems.com

SHANGHAI CHINT POWER SYSTEMS CO., LTD.

Headquarters: Building 4, No. 3255, Sixian Road,

Songjiang District, Shanghai, China

Tele: +86 -21 -3779 1222 -6300

Fax: +86 -21 -3779 1222 -6001